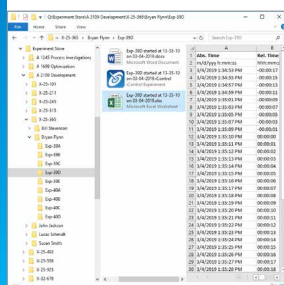


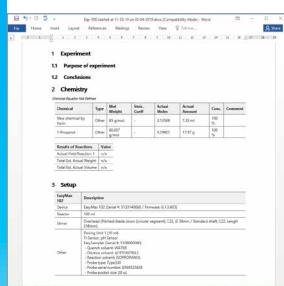
# Capture, Prepare, Share

## Turn Data Loss into Data Capture



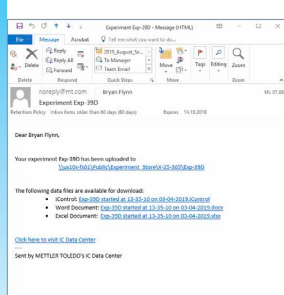
### Automatically Collect Data

iC Data Center means users spend more time on chemistry and less time moving files or converting data into other formats. The flexible configuration allows users to specify standards for naming and data storage to minimize the time required to turn experimental data into useful information.



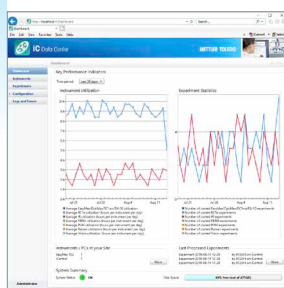
### Auto-Generate Reports

iC Data Center automatically prepares several files including a Microsoft® Word® Report, Microsoft® Excel® data file, and an iC experiment file for further analysis. All files are stored on a central file share for easy access by colleagues or upload to an electronic lab notebook (ELN) or data management system.



### Email Notifications

In addition to all generated files being accessible from the web interface, iC Data Center can also send an email to the user with links to the experiment files. This makes experimental data from the lab easily accessible in the office, either for further analysis or for sharing with colleagues.



### Utilization Dashboard

iC Data Center has a utilization dashboard for general monitoring of the system and experiments. Instrument utilization can be reviewed and experimental data can be accessed. The web interface allows the dashboard to be accessible from any computer.



### iC Data Center™

An estimated 85% of lab data is lost because it is not transferred from lab instruments or is not recorded at all. iC Data Center makes day-to-day work significantly easier for researchers and their colleagues by ensuring all experiment data is automatically captured from the local instruments, prepared into useful formats, and shared on a central file store.

With an easy-to-use web based interface for configuration and on-going monitoring of the lab, iC Data Center is a powerful tool that improves productivity for the researcher while facilitating knowledge management for the organization.

# Capture, Prepare, Share

## Turn Data Loss into Data Capture

### Automated Saving of Experimental Data

- **Capture Data from Multiple Devices** – All data from connected systems and supported software is automatically transferred to a central location
- **Specify Data Location and Structure** – Quickly retrieve files by specifying where and how data is stored using project name, user and date

### Automated Preparation of Data Files

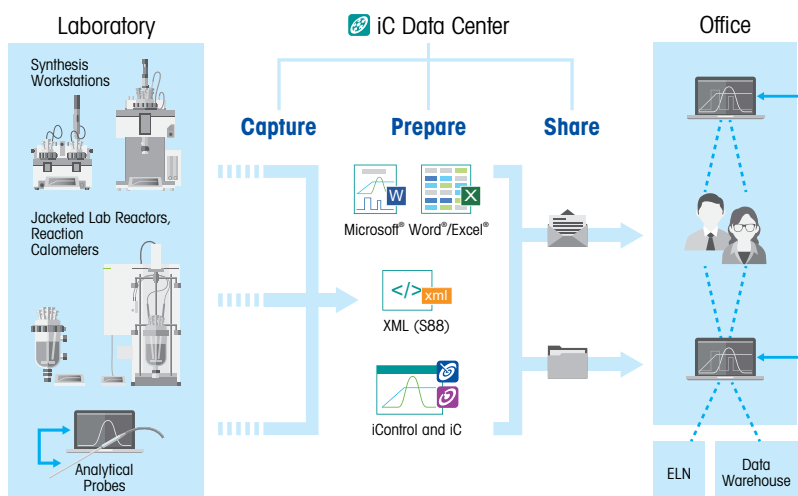
- **Microsoft® Word® Report** – A report is automatically generated for each experiment based on a customizable template
- **Microsoft® Excel® Data File** – iC Data Center creates worksheets with experimental data and recipes
- **iC Experiment File** – An iC analytical or iControl file that contains all experiment details for further analysis
- **XML Data File** – Machine readable output of the recipe, equipment and measured values

### Easy Data Sharing

- **Email Notification** – iC Data Center emails the user after the experiment completes with links to the files that can be easily forwarded to colleagues
- **Distribute Files** – Centralized files can be imported to an ELN or data management system

### Shared Web Interface

- **Monitor and Optimize Instrument Utilization** – View a real-time overview of connected devices, number of executed experiments and utilization time
- **Search for Experiments** – Filter and search for past experiments using the web interface or from Windows® Explorer® on the central share
- **Configure System** – Authorized users have access to the web configuration screens that provide an intuitive interface for setting up the system



## Technical Specifications

PC Requirements	iC Data Center Server	iC Data Center Web Client
<b>General</b>	CPU: i5 3.20 GHz/4 cores Memory: 16 GB or more RAM Hard drive: SATA 5400 rpm Graphics: SXGA 1280 x 1024 with 3D hardware acceleration	
<b>Supported Operating System (32/64 bit)</b>	Microsoft® Windows® 10/11 Microsoft® Windows® Server 2016/2019	Microsoft® Windows® 10/11 Microsoft® Windows® Server 2016/2019
<b>Other Requirements</b>	The system hosting iC Data Center needs to be a member of an active directory domain and Port 80 (TCP) must be opened on the Firewall.  Note: Under Microsoft® Windows® 10/11 Port 80 might be used already, so another port must be specified during iC Data Center installation.	Microsoft® Silverlight® V4 or V5 Runtime and a supported web browser

**Note:** iC Data Center is fully compatible with Virtual Machines (such as VM Ware).

## Supported Hardware

### Supported Hardware

EasyMax™ and OptiMax™ synthesis workstations, RC1mx™, and RX-10™

### Supported Software

iControl™, iC IR™, iC FBRM™, iC PVM™, iC Raman™, and iC Vision™

\*Microsoft and Windows are either registered trademarks or trademarks of Microsoft Corporation in the United States and/or other countries.

### METTLER TOLEDO Group

Automated Reactors and In-situ Analysis  
Local contact: [www.mt.com/contacts](http://www.mt.com/contacts)

Subject to technical changes

© 03/2023 METTLER TOLEDO. All rights reserved

[www.mt.com/iCDataCenter](http://www.mt.com/iCDataCenter)

For more information